

## LAWS, RULES AND REGULATIONS

### SAFETY

Kansas requires motor carriers to comply with the safety regulations specified by the KCC and the Federal Motor Carrier Safety Administration. To view the Federal Motor Carrier Safety Regulations go to:

[www.fmcsa.dot.gov](http://www.fmcsa.dot.gov) or [www.kcc.state.ks.us/trans/index](http://www.kcc.state.ks.us/trans/index) or  
[www.ksdot.org/burtraffice/ktc](http://www.ksdot.org/burtraffice/ktc)

### DRIVER'S LICENSE

No farm exemptions pertain to custom harvesting. Kansas issues seasonal Class B & C CDLs and custom harvesting Class B & C CDLs to 18 and 16 years olds respectively. Interstate custom harvesters are exempt from CDL age limits (per 49 CFR 391.2). Other CDL requirements are found in 49 CFR Part 383-CDL Standards.

### MEDICAL EXAMINER'S CERTIFICATE

Custom harvesters are exempt from medical examiner's certificates under CFR 391.2(a).

### DRIVER'S RECORD OF DUTY STATUS (LOG BOOK)

**Agricultural operations** 395.1 (k) and 82-4-3a(a)(2). The provisions of Part 395 including Maximum driving times, 11 hour rule, 14 hour rule, 60-70 hour rule shall not apply to drivers transporting agricultural commodities or farm supplies for agricultural purpose in the state if the transportation meets certain criteria.

#### **A log book is not required when driving is**

- (1) Limited to an area within 150 air-mile radius from the source of the commodities or the distribution point for the farm supplies, and
- (2) Conducted during the state's planting and harvesting seasons: In Kansas January 1 through December 31.

#### **Kansas and foreign-based vehicles.**

- If the driver does not meet the requirements of an Agricultural operation from above, the driver may qualify for 100 air-mile (115.08 statute miles) exception for CDL class vehicles (395.1(e)(1)) or 150 air-mile (172.62 statute miles) exception for non-CDL class vehicles (395.1(e)(2)).
- Travel from one "normal work reporting location" to another must be entered in the driver's log book. The driver is not required to produce the 7 previous days logs. 49 CFR 395.1(e) and FMCSA guidance.

## WHERE TO OBTAIN PERMITS

Monday-Friday 7:30-5:00

Kansas Trucking Connection Permit Office (785) 368-6501  
FAX (785) 296-6558

Permits are no longer sold by Inspection Station personnel. To purchase permits, kiosks are located in each inspection station and are available during hours of operation. Permits can also be obtained on the internet at <https://www.k-trips.org>

### INSPECTION STATIONS

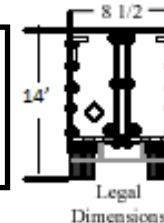
Wabaunsee	I-70, 1 mile west of McFarland Exit East and Westbound	E(785) 765-3360 W(785) 765-3365
Olathe	I-35, 5 miles south of Olathe MP 213 Northbound	S(913) 782-4125 N(913) 782-6773
South Haven	I-35 South end of Turnpike	(620) 892-5249
Liberal	US 54, 5 miles east of Liberal	(620) 624-4431
Kanorado	I-70, near Colorado state line	(785) 399-2772
Belleville	US 81, 1 mile south of JCT US 36	(785) 527-5159

### OVERSIZE LOAD SIGNS

Required at all times on all permitted oversize load movements. Red or orange fluorescent flags, 18 inches square (Federal Rule), shall mark the widest part of the load & rear most beyond 4 feet.

Oversize load sign - Yellow background with black lettering

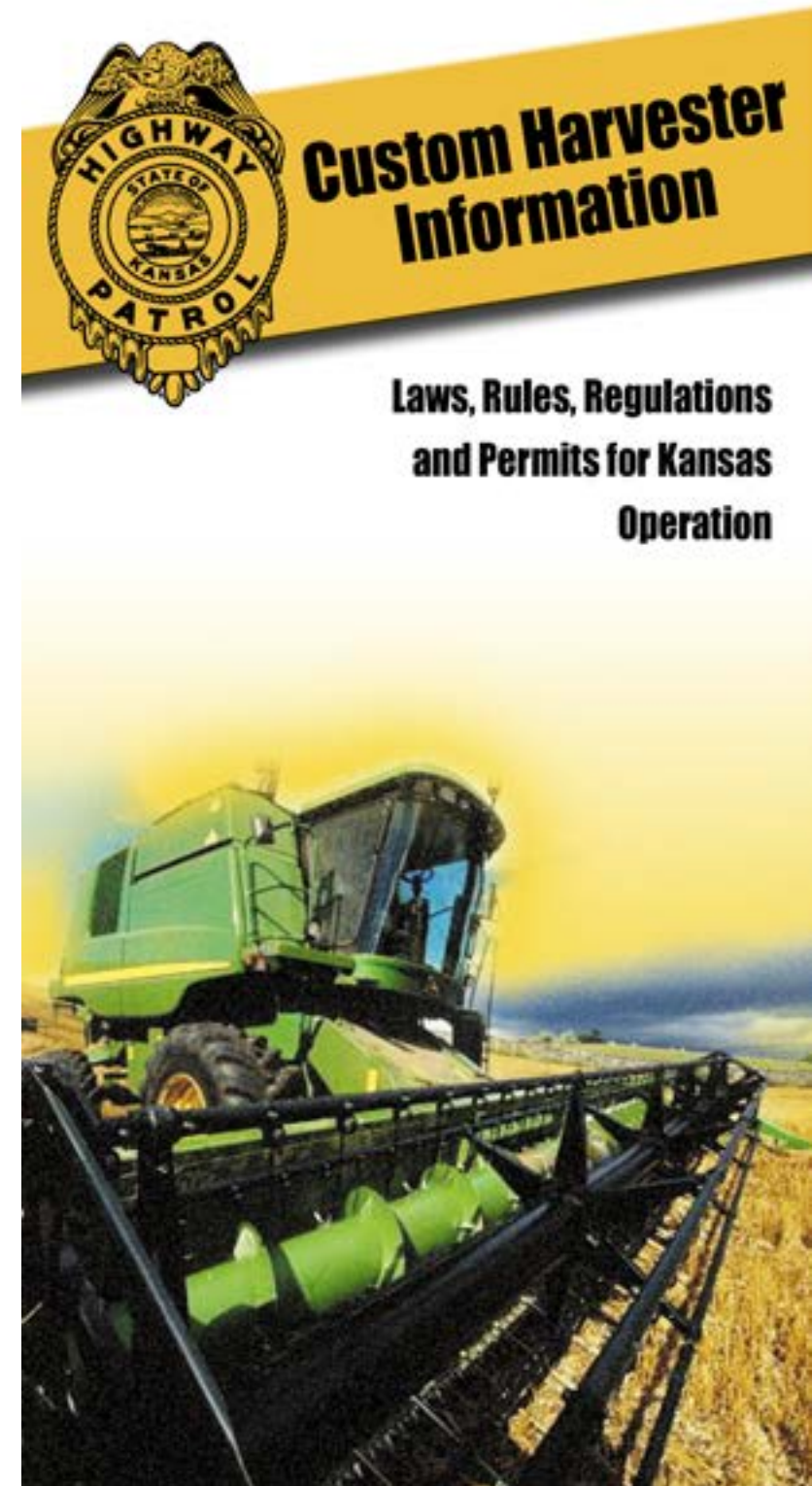
Letter Width	1 2/5"
Letter Height	18"
Width of Sign	7'



**ROAD RESTRICTIONS AND CONSTRUCTION CAN BE ACCESSED**  
<http://511.ksdot.org>



[www.KansasHighwayPatrol.org](http://www.KansasHighwayPatrol.org)



**REQUIRED PERMITS FOR  
CUSTOM HARVESTING OPERATION**

**KANSAS-BASED VEHICLE:**

**A farm registered vehicle traveling outside Kansas to harvest his/her own crops:**

- Oversize permit (\$20.00) is required if transporting an oversize load on the interstate (K.S.A. 8-1911).

Need IFTA when operating outside of Kansas (K.S.A. 79-34,122(b)) (\$13.00 for 24 hour & \$25.00 for 72 hour permits)

**A farm-registered vehicle returning to Kansas after harvesting his/her own crops in an adjoining state:**

- Oversize permit is required if transporting an oversize load on the interstate.

**A farm-registered vehicle custom harvesting in Kansas:**

- 60 day (\$46.00 up to \$191.00) harvest permit to cover farm registration (8-143(h)).

- Cannot increase gross weight from what is registered.

- Oversize permit is required if transporting an oversize load on the Interstate.

**A farm-registered vehicle or Kansas custom harvester returning to Kansas after custom harvesting elsewhere:**

- IFTA or Kansas Motor Fuel permit. (KSA 79-34,122(b)) (\$13.00 for 24 hour & \$25.00 for 72 hour permits)

- Oversize permit required if transporting oversize load on interstate.

**A non-farm registered Kansas custom harvester harvesting in Kansas:**

Operating Authority (KCC &/or UCR), Contact KCC to help determine if Operating Authority is needed reference your type of operation. Kansas-registered vehicles cannot obtain temporary KCC permits. Must be registered with the KCC.

Oversize permit is required if transporting an oversize load on the Interstate.

**FOREIGN-BASED VEHICLE**







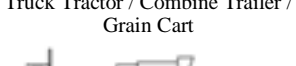



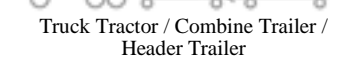

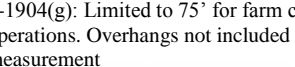

**A custom harvester “just passing through” Kansas.**

- 72 hour temp. registration (\$46.00) or a 30 or 60-day (\$46.00 up to \$290.00 maximum) if not apportioned with Kansas (KSA 8-143(b), (k)).
- IFTA or Kansas Motor Fuel permit. (\$13.00 for 24 hour & \$25.00 for 72 hour permits)

**A custom harvester or farm-registered vehicle harvesting in Kansas:**

- 72 hour temp. registration, 30 -or 60-day harvest permit.
- IFTA or Kansas Motor Fuel permit (\$13.00 for 24 hour & \$25.00 for 72 hour permits)
- Oversize permit (\$20.00) required if transporting oversize load on interstate
- Operating Authority (UCR), Contact your base state authority to help determine if Operating Authority is needed reference your type of operation.

**KANSAS CUSTOM HARVESTER COMBINATIONS  
K.S.A. 8-1904**

<b><u>COMBINATIONS WITH TRUCKS</u></b>	<b><u>COMBINATIONS WITH TRUCKS</u></b>	<b><u>TRUCK TRACTOR COMBINATIONS</u></b>	
Combinations limited to 65”	Combinations limited to 65”	Truck Tractor Semi Trailer or trailer. Single trailer 59 ½’	81 ½’ - KSA 8-1904(i)
 Truck / Trailer	 Truck / Combine Trailer / Grain Cart	Truck tractor with double trailers 81 ½’ total for combination (April to November only)	 Truck Tractor / Combine Trailer / Grain Cart
 Truck / Trailer / Trailer	 Truck / Combine Trailer / Header Trailer	 Truck Tractor / Semi Trailer	 Truck Tractor / Combine Trailer / Header Trailer
 Truck / Header Trailer / Header Trailer	 Truck / Combine Trailer / Combine Trailer	 Truck Tractor / Semi Trailer / Trailer	 Truck Tractor / Semi Trailer / Semi Trailer (B-Trains not allowed in Kansas)
 Truck / Stock Trailer / Stock Trailer	8-1904(g): Limited to 75’ for farm custom harvest operations. Overhangs not included in this measurement  Truck / Combine Trailer	 Truck Tractor / Semi Trailer / Combine Trailer	
	Implement dealers limited to 65’	Legal Overhangs: 3’ Front, 4’ Rear	

**KANSAS CUSTOM HARVESTING INFORMATION**

- Oversize permits are not required for farm implements transported during daylight hours on KS and U.S. highways. Permits only required on the interstate highway system.
- Over width permits (\$20.00) are valid from May 1 to November 15 for use on designated interstate highways with a maximum width of 14 feet, and can be included with the harvest permits. Movement is allowed 1/2 hour before sunrise and 1/2 hour after sunset (8-1911(i)). “COTTON MODULES” are allowed 24 hour movement.
- Custom Harvester permits are valid from May 1 to November 15 and allow transportation of 2 headers side by side up to 14 feet wide (8-1911(i)). However, Annual Oversize Permits (8-1911(f) & K.A.R. 36-1-38) do not allow for this transportation if the headers make the load over 8 1/2 feet wide.
- On all permitted oversize load movements, “OVERSIZE LOAD” signs posted on the front and rear are required at all times. Red flags, 18 inches square, shall mark the widest part of the load (49 CFR 393.87).
- A Commercial Drivers License (CDL) is required for drivers of vehicles with GVWR &/or GCWR in excess of 26,000 pounds (8-2,146 and 8-2,147).  
A HazMat Endorsement is not required for Class A CDL, transporting 1,000 gal. or less of Diesel and Displaying a Flammable or Combustible Placard.
- County courthouses can only sell 30 day for in-state and 30 or 60-day harvest permits for out of state. Fuel and oversize permits are available only at <https://www.k-trips.org>.  
Drivers can be cited for not having proper permits and fined \$287 (66-1324).
- Service vehicles with farm registration are required to have a 30 day harvest permit and fuel permit (if applicable).
- When two trailers are towed, the rear one must be equipped with lights, and in certain situations brakes are required.
- Over width permits will not be issued for towing implements of husbandry on the interstate system (grain carts, etc.), per K.D.O.T. oversize policy.
- Visibility - oversize or overweight loads are not to be transported when visibility is less than 1/2 mile, or when conditions of moderate to heavy rain, sleet, snow, fog or smoke exists, or when highway surfaces are slippery due to ice, packed snow or rain.
- “COTTON MODULES” - custom harvesters moving cotton modules shall adhere to all regulations as stated above with the exception that they are eligible for OVERWEIGHT/OVERSIZE permits for the vehicles and loads.
- LOAD SECUREMENT- 8-1906 prohibits the operation of a loaded vehicle that allows any of its load to fall, sift, leak or otherwise escape from the vehicle onto any highway.