

Weights and Dimensions Administration Manual	Section: PERMIT GUIDELINES
	Subject: GENERAL CONDITIONS

TABLE OF CONTENTS

How to use this policy..... 2
General restrictions..... 2
Descriptions of Permit Conditions..... 3

OVERHANG
Side overhang of 300 mm or more..... 4
Rear overhang of 1.0 m or more..... 4
Rear effective overhang between 6.5 – 9.0 m..... 4
Rear effective overhang of 9.0 m or more..... 4

OVERWIDTH
Over width 2.6 – 3.05 m..... 5
Over width 3.051 – 3.3 m.....5
Over width 3.31 – 3.85 m.....5
Over width 3.851 – 4.29 m.....5
Over width 4.3 – 4.45 m.....6
Over width 4.451 – 4.99 m.....6
Over width 5.0 – 5.49 m.....6
Over width 5.5 – 6.39 m.....7
Over width 6.4 – 7.29 m.....7
Over width 7.3 m or more.....7

OVERLENGTH
Over length 23.01 – 25.0m.....8
Over length 25.01 – 27.5 m.....8
Over length 27.51 – 30.0 m.....8
Over length 30.01 – 31.0 m.....8
Over length 31.01 – 34.0 m.....8
Over length 34.01 – 38.0 m.....9
Over length 38.01 – 42.0 m.....9
Over length 42.01 – 52.0 m.....9
Over length greater than 52.0 m.....10

OVERHEIGHT
Over height 4.15 – 5.18 m.....10
Over height greater than 5.18 m.....10

SPECIAL RESTRICTIONS – HIGHWAYS 102 & 109
Special restrictions for travel on highways 102 & 905 North of La Ronge.....10

OVERDIMENSION SIGN GUIDELINES
Overdimension sign guidelines.....11

Weights and Dimensions Administration Manual

Section:
PERMIT GUIDELINES

Subject:
GENERAL CONDITIONS

HOW TO USE THIS POLICY (Additional conditions apply as listed in the table below)

If you answered "yes" to any questions, your permit has conditions that must be followed. Please refer to the page for conditions. If you answered "yes" to multiple questions, each set of conditions must be followed. Conditions are not cumulative

Questions	Page number
1. Does your load overhang the side of the trailer or vehicle by more than 300 mm?	4
2. Does your load overhang the rear of the trailer or vehicle more than 1.0 m?	4
3. Does your load have an effective overhang of 6.5 m - 9.0 m?	4
4. Does your load have an effective overhang greater than 9.0 m?	4
5. Is your load wider than 2.6 m?	5-7
6. Is your load longer than 23 m?	8-10
7. Is your load higher than 4.15 m?	10
8. Will you be travelling on Highway 102 or Highway 905 North of La Ronge?	10

GENERAL RESTRICTIONS (Apply to all Loads)

- 1) Loaded vehicles must not travel on the shoulder of the highway unless otherwise specified by policy.
- 2) Public structures or highway construction may restrict travel of oversize or overweight loads.
- 3) "D" signs on escort vehicles must not be displayed unless they are required by permit.
- 4) All vehicles are subject to any weight restriction imposed by law or regulation such as *The Highways and Transportation Act* or *The Municipalities Act*.
- 5) Permits and/or permit numbers must be available in the vehicle and produced to a peace officer or authorized Ministry representative upon request.
- 6) At night, rear facing red lights must mark the end of any load extending beyond the side 30cm or more, and extending beyond the rear 1m or more, of the extremities of the vehicle. Side extremity must also have a forward facing amber lamp.
- 7) The vehicle may be equipped with extendible load marking lights.
- 8) Direct crossing of a provincial highway is allowed on restricted travel days (Sunday afternoons, public holidays, etc.) if a flag person is used.
- 9) Sunrise and sunset are defined by the National Research Council's Herzberg Institute of Astrophysics.
- 10) Certain loads may require specific conditions or travel time restrictions. For more details contact the permit office.
- 11) As a minimum, all loads are to be secured in accordance with *The Security of Loads Regulations*.
- 12) Farm machinery and equipment have specific policies separate from this section. Refer to section 500 of the Weight and Dimension Administration Manual.
- 13) Mobile homes and building moves have specific policies separate from this section. Refer to section 200 of the Weight and Dimension Administration Manual.

Weights and Dimensions Administration Manual

Section:
PERMIT GUIDELINES

Subject:
GENERAL CONDITIONS

This table contains the descriptions of the Permit Conditions and markers required for load markings.

Adverse Conditions	<ul style="list-style-type: none"> If visibility is less than 1000 m or the road surface is slippery.
Amber Beacon	<ul style="list-style-type: none"> Mounted on the roof of towing vehicles as specified by the <i>Vehicle Weight and Dimension Regulations 2010</i> Amber beacon on the rear, centered in the middle of the load as specified by <i>The Vehicle Weight and Dimension Regulations, 2010</i>. If this beacon is not visible from the rear, an additional amber beacon must be placed in the center of the rear of the load
Amber Lights	<ul style="list-style-type: none"> Amber lights located 30 cm above the headlights on the front corners of the loads Spacing not more than 8 m apart on each side of the load Must be visible for a distance of 300 m;
'D' Sign	<ul style="list-style-type: none"> "D" sign must meet the requirements set out in <i>The Vehicle Weight and Dimension Regulations, 2010</i>. "D" signs are required according to the type of highway traveled, i.e. multi or 2-lane.
Day	<ul style="list-style-type: none"> Between official sunrise and sunset
Escort Vehicle	<ul style="list-style-type: none"> An escort vehicle is a single unit with two axles that meets the equipment requirements for escort vehicles set out in <i>The Vehicle Weight and Dimension Regulations, 2010</i>.
Holidays	<ul style="list-style-type: none"> After 3:00 p.m. on Fridays (starting the Friday before Victoria Day in May and ending on Labour Day in September). After 12:00 p.m. on Sundays, Public Holidays, December 24, 27, and 31. After 3:00 p.m. on the day prior to a Public Holiday. If a Holiday falls on a Monday, normal Sunday restrictions apply. After 3:00 p.m. on Fridays, when a Public Holiday falls on the following Saturday, Sunday, or Monday.
Illuminated "D" Sign	<ul style="list-style-type: none"> Illuminated "D" sign mounted at the centre of the rear of the load. "D" sign must meet the requirements set out in <i>The Vehicle Weight and Dimension Regulations, 2010</i>. Rear "D" signs must be illuminated by facing lamps, or a flashing or rotating amber beacon mounted on the rear and centered in the middle of the load or vehicle at night
Feet	<ul style="list-style-type: none"> Measurements in feet are approximate and for reference only
Night	<ul style="list-style-type: none"> Between official sunset and sunrise
Orange or Red Flags	<ul style="list-style-type: none"> Orange or red flags that are at least 300 mm by 300 mm Must mark the extremities of the load.
Red Lights	<ul style="list-style-type: none"> Red lights on the rear corners of the load and must be visible from the sides and rear Lights must be visible for a distance of 300 m.

**Weights and Dimensions
Administration Manual**

Section:
PERMIT GUIDELINES

Subject:
GENERAL CONDITIONS

SIDE OVERHANG

Permit requirements for all loads with a side overhang of 300 mm (1ft) or more

When	Highway	Permit Condition
Day	All	Orange or red flags
Night	All	Amber lights and Red lights

REAR OVERHANG

Permit requirements for all loads with a rear overhang of 1.0m (3.3 ft) or more

When	Highway	Permit Condition
Day	All	Orange or red flags
Night	All	Amber lights and Red lights

REAR EFFECTIVE OVERHANG

Permit requirements for all loads with a rear effective overhang of 6.5m –9.0m (21.3– 29.5 ft)

When	Highway	Permit Condition
Always	All	Escort vehicle at the rear of the load
Day	All	Orange or red flags
Night	All	Amber lights and Red lights

Permit requirements for loads with a rear effective overhang greater than 9.0m (29.5 ft)

When	Highway	Permit Condition
Always	All	Escort vehicle at front and rear of the load
Night	All	No travel allowed
Holidays	All	No travel allowed

*Rear effective overhang means the greater of the following:

1. The distance from the turn centre to the rearmost point of the truck, trailer or semi-trailer.
2. If there is a load on the truck, trailer or semi-trailer, the distance from the turn centre to the rearmost point of the load

**Weights and Dimensions
Administration Manual**

Section:
PERMIT GUIDELINES

Subject:
GENERAL CONDITIONS

OVERWIDTH

Permit requirements for vehicles/loads 2.61m – 3.05m wide (8.6ft-10ft)

When	Highway	Permit Condition
Day	All	Orange or red flags
Night	All	Amber lights and Red lights

Permit requirements for vehicles/loads 3.051m – 3.3m wide (10ft-10.9ft)

When	Highway	Permit Condition
Always	2-lane	“D” signs at front and rear of the load
Always	Multi-lane	“D” signs at rear of the load
Day	All	Orange or red flags
Night	All	Amber lights and Red lights
Night	All	Rear “D” signs must be illuminated
Adverse Conditions		No travel is permitted

Permit requirements for vehicles/loads 3.31m – 3.85m wide (10.9ft-12.6ft)

When	Highway	Permit Condition
Always	All	A minimum of one amber beacon
Always	2-lane	“D” signs at front and rear of the load
Always	Multi-lane	“D” signs at rear of the load
Day	All	Orange or red flags
Night	All	Amber lights and Red lights
Night	All	Rear “D” signs must be illuminated
Adverse Conditions		No travel is permitted

Permit requirements for vehicles/loads 3.851m–4.29m wide (12.6ft-14ft)

When	Highway	Permit Condition
Always	All	A minimum of one amber beacon
Always	2-lane	“D” signs at front and rear of the load
Always	Multi-lane	“D” signs at rear of the load
Day	All	Orange or red flags
Night	All	Amber lights and Red lights
Night	All	Escort vehicles at the front and rear of the load
Night	All	Rear “D” signs must be illuminated
Adverse Conditions Holidays		No travel is permitted

Weights and Dimensions Administration Manual

Section:
PERMIT GUIDELINES

Subject:
GENERAL CONDITIONS

Permit requirements for vehicles/loads 4.3m–4.45m wide (14.1ft-14.6ft)

When	Highway	Permit Condition
Always	All	A minimum of one amber beacon
Always	2-lane	“D” signs at front and rear of the load
Always	Multi-lane	“D” signs at rear of the load
Day	All	Orange or red flags
Day	2-lane	Escort vehicle at the front of the load
Day	Multi-lane	Escort vehicle at the rear of the load
Night	All	Amber lights and Red lights
Night	All	Escort vehicles at the front and rear of the load
Night	All	Rear “D” signs must be illuminated
Adverse Conditions Holidays		No travel is permitted

Permit requirements for vehicles/loads 4.451m–4.99m wide (14.6ft-16.4ft)

When	Highway	Permit Condition
Always	All	A minimum of one amber beacon
Always	2-lane	“D” signs at front and rear of the load
Always	Multi-lane	“D” signs at rear of the load
Day	All	Orange or red flags
Day	2-lane	Escort vehicle at the front of the load
Day	Multi-lane	Escort vehicle at the rear of the load
Night Adverse Conditions Holidays		No travel is permitted

Permit requirements for vehicles/loads 5.0m–5.49m wide (16.4ft-18ft)

When	Highway	Permit Condition
Always	All	A minimum of one amber beacon
Always	2-lane	“D” signs at front and rear of the load
Always	Multi-lane	“D” signs at rear of the load
Day	All	Orange or red flags
Day	2-lane	Escort vehicle at the front and rear of the load
Day	Multi-lane	Escort vehicle at the rear of the load
Night Adverse Conditions Holidays		No travel is permitted

Weights and Dimensions Administration Manual

Section:
PERMIT GUIDELINES

Subject:
GENERAL CONDITIONS

Permit requirements for vehicles/loads 5.5m–6.39m wide (18.1ft-21ft)

When	Highway	Permit Condition
Always	All	A minimum of one amber beacon
Always	2-lane	“D” signs at front and rear of the load
Always	Multi-lane	“D” signs at rear of the load
Day	All	Orange or red flags
Day	All	Escort vehicle at the front and rear of the load
Night Adverse Conditions Holidays		No travel is permitted

Permit requirements for vehicles/loads 6.4m–7.29m wide (21ft-23.9ft)

When	Highway	Permit Condition
Always	All	A minimum of one amber beacon
Always	2-lane	“D” signs at front and rear of the load
Always	Multi-lane	“D” signs at rear of the load
Day	All	Orange or red flags
Day	2-lane	Two escort vehicles at the front and one escort at the rear of the load
Day	Multi-lane	Escort vehicle at the front and rear of the load
Night Adverse Conditions Holidays		No travel is permitted

Permit requirements for vehicles/loads 7.3m wide and over (24ft)

When	Highway	Permit Condition
Always	All	A minimum of one amber beacon
Always	2-lane	“D” signs at front and rear of the load
Always	Multi-lane	“D” signs at rear of the load
Day	All	Orange or red flags
Day	2-lane	Two escort vehicles at the front and one escort at the rear of the load
Day	Multi-lane	One escort at the front and two escort vehicles at the rear of the load
Night Adverse Conditions Holidays		No travel is permitted

**Weights and Dimensions
Administration Manual**

Section:
PERMIT GUIDELINES

Subject:
GENERAL CONDITIONS

OVERLENGTH

*Refer to Policy 204 and 212 for requirements for mobile homes and specialized heavy haul equipment

Permit requirements for vehicles/loads 23.01m-25.0m long (75.5ft-82.0ft)

When	Highway	Permit Condition
Day	All	Orange or red flags
Night	All	Amber lights and Red lights

Permit requirements for vehicles/loads 25.01m-27.5m long* (76ft-90ft)

When	Highway	Permit Condition
Always	All	“D” sign at rear
Day	All	Orange or red flags
Night	All	Amber lights and Red lights
Night	All	Illuminated “D” sign mounted at the center of the rear of the load
Adverse conditions		No travel is permitted

Permit requirements for vehicles/loads 27.51m-30.0m long* (90ft-98ft)

When	Highway	Permit Condition
Always	All	“D” sign at rear
Always	All	A minimum of one amber beacon
Day	All	Orange or red flags
Night	All	Amber lights and Red lights
Night	All	Illuminated “D” sign mounted at the center of the rear of the load
Adverse conditions		No travel is permitted

Permit requirements for vehicles/loads 30.01m-31.0m long*(98ft-102ft)

When	Highway	Permit Condition
Always	All	“D” sign at front and rear
Always	All	A minimum of one amber beacon
Day	All	Orange or red flags
Night	All	Amber lights and Red lights
Night	All	Illuminated “D” sign mounted at the center of the rear of the load
Adverse conditions		No travel is permitted

Permit requirements for vehicles/loads 31.0m -34.0m long*(102ft-112ft)

When	Highway	Permit Condition
Always	All	“D” sign at front and rear
Always	All	A minimum of one amber beacon
Day	All	Orange or red flags
Night	All	Amber lights and Red lights
Night	All	Illuminated “D” sign mounted at the center of the rear of the load
Adverse conditions		No travel is permitted

**Weights and Dimensions
Administration Manual**

Section:
PERMIT GUIDELINES
Subject:
GENERAL CONDITIONS

Permit requirements for vehicles/loads 34.01m – 38.0m long* (111.6ft -124.7ft)

When	Highway	Permit Condition
Always	All	“D” sign at front and rear
Always	All	A minimum of one amber beacon
Day	All	Orange or red flags
Day	2-lane	Escort vehicle at the rear of the load
Night	All	Escort vehicle at the rear of the load
Night	All	Amber lights and Red lights
Night	All	Illuminated “D” sign mounted at the center of the rear of the load
Adverse conditions		No travel is permitted

Permit requirements for vehicles/loads 38.01m – 42.0m long* (124.7ft – 137.8ft)

When	Highway	Permit Condition
Always	All	“D” sign at front and rear
Always	All	A minimum of one amber beacon
Day	All	Orange or red flags
Always (loaded)	2-lane	Escort vehicle at the front and rear of the load
Always (unloaded)	2-lane	Escort vehicle at the rear of the load
Always (loaded)**	Multi-lane	Escort vehicle at the rear of the load
Night	All	Amber lights and Red lights
Night	All	Illuminated “D” sign mounted at the center of the rear of the load
Adverse conditions		No travel is permitted

**Special bulk haul agreement vehicles are exempt

Permit requirements for vehicles/loads 42.01m – 52.0m long* (137.8ft – 170.6ft)

When	Highway	Permit Condition
Always	All	“D” sign at front and rear
Always	All	A minimum of one amber beacon
Day	All	Orange or red flags
Day (unloaded)	2-lane	Escort vehicle at the front and rear of the load
Day (unloaded)**	Multi-lane	Escort vehicle at the rear of the load
Loaded vehicles Night Adverse conditions Holidays		No travel is permitted

**Special bulk haul agreement vehicles are exempt

Weights and Dimensions Administration Manual

Section:
PERMIT GUIDELINES

Subject:
GENERAL CONDITIONS

Permit requirements for vehicles/loads over 52.0m long* (170.6ft)

When	Highway	Permit Condition
Always	All	“D” sign at front and rear
Always	All	A minimum of one amber beacon
Day	All	Orange or red flags
Day (unloaded)	2-lane	Escort vehicle at the front and rear of the load
Day (unloaded)**	Multi-lane	Escort vehicle at the rear of the load
Loaded vehicles Night Adverse conditions Holidays		No travel is permitted

**Special bulk haul agreement vehicles are exempt

OVERHEIGHT

Permit requirements for all loads with a height between 4.15m - 5.18m (13.6ft-17.0ft)

When	Highway	Permit Condition
Always	All	Route subject to Ministry of Highways and Infrastructure Structural Clearance Tables

Permit requirements for loads with a height greater than 5.18 m

When	Highway	Permit Condition
Always	All	Route subject to Ministry of Highways and Infrastructure Structural Clearance Tables
Always	All	Approval from SaskPower, Sasktel, CN and CP (if applicable)
Night	All	No travel is permitted

HIGHWAYS 102 & 905 NORTH OF LA RONGE

Permit requirements for all loads on Highways 102 & 905 North of La Ronge

When/where permit conditions apply	Permit condition
Always	Escort vehicles must be equipped with VHF radios.
Always.	All drivers are to broadcast their location and direction of travel on the common VHF radio channel when passing numerical markers.
The load width is between 3.0 and 4.0 m.	Escort vehicle at the front of the load
The load width is greater than 4.0 m	Escort vehicle at the front and rear of the load
If the passing lane is less than 3.05 m wide.	One additional escort vehicle
On Highway 102 from 30 .km north of La Ronge (the end of the asphalt surface) to the junctions of Provincial Road #905 and #915 and all of Provincial Road #905.and #915	Maximum vehicle speed of 70 km/h (all vehicles).
When loaded trucks are overtaking and passing the vehicle.	All empty trucks are to slow sufficiently and move to the right as far as possible to allow loaded trucks to pass at speed.

Weights and Dimensions Administration Manual


Section:
PERMIT GUIDELINES

Subject:
GENERAL CONDITIONS


OVERDIMENSION SIGNS

A vehicle, required by regulation or permit conditions, to be equipped with dimension signs, may use one of the following:

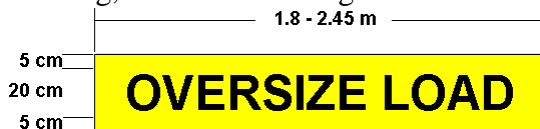
- a) Large “D” sign. This sign may be used for over-dimensional vehicles that are long, wide or both long and wide




- b) Small “D” sign. This sign may be used for over-dimensional vehicles that are long, wide or both long and wide



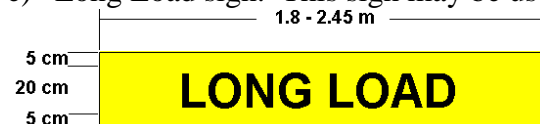
- c) Oversize Load sign. This sign may be used for over-dimensional vehicles that are long, wide or both long and wide



- d) Wide Load signs. These signs may be used for a wide load



- e) Long Load sign. This sign may be used for a long load



Specifications for “Oversize”, “Wide Load” and “Long Load” signs:

- 1.80 m to 2.45 m long x 0.3 m
- Black letters on yellow background
- Letters to be Series C, 20 cm high or 4 cm stroke, 28 cm high